

FREEP!K



The ultimate guide to crafting effective prompts for your AI Presentation Maker



Sushi-licious Strategies

Matering the Art of Presenting Your Sushi Restaurant to Customers

Generate a Sushi Presentation



Crafting a Stellar Menu

A stellar menu is the heart of any sushi restaurant. Craft a menu that showcases the freshest ingredients, offers a wide range of sushi rolls, sashimi, and nigiri options, and includes vegetarian and gluten-free choices. Use creative names and enticing descriptions to make the menu even more appealing.

Index

Guide to writing effective prompts for the AI Presentation Maker

- What is AI?
- How can AI give your presentations the ultimate boost?
- What is a prompt?

Your roadmap to crafting effective prompts for AI presentation making

- Understand the purpose
- Be clear and specific
- Provide context
- Break down complex requests
- Set guidelines for tone and style
- Trial and error
- Avoid biased or sensitive content

Presentation prompts

Conclusions and final tips



Guide to writing effective prompts for the AI presentation maker

Say hello to Slidesgo's **Guide to writing effective prompts for an AI presentation maker**—the [ultimate tool](#) to bring your ideas to life and create captivating presentations that wow your audience faster.

[At Slidesgo](#), we believe in the power of seamless creativity, and this innovative editor is the best proof. Whether you're a seasoned presenter or just dipping your toes into the world of presentations, this guide is **the secret sauce** to help you **harness the full potential** of the AI Presentation Maker.

Follow these step-by-step **free instructions and expert tips** to **create helpful prompts** that guide the AI in **generating stunning visuals** aligned with your message and ideas. Say goodbye to design struggles and hello to impactful presentations that leave a lasting impression!

This guide empowers you to navigate the intricate dance between **human creativity and artificial intelligence**, ensuring your ideas take center stage, so get ready to **elevate your presentations** and master the art of seamless storytelling.

It's time to **unleash the true power of your ideas** and let them shine like never before.



What is AI?

AI, short for Artificial Intelligence, means machines imitating human intelligence processes, especially computer systems. It includes creating algorithms and models enabling computers **to do tasks usually done by humans**, like understanding natural language, spotting patterns, learning from data, and making decisions. In the context of a Presentation Maker, the AI uses **LLM** (Large Language Models) and **NLP** (Natural Language Processing) to quickly turn your **words and phrases** into a vibrant presentation **in just minutes!**

How can AI give your presentations the ultimate boost?

AI can transform your presentations by improving the way you create them. With the [AI Presentation Maker](#), you can use powerful AI algorithms to create **dynamic visuals, design layouts, and generate content based on your input**. This allows you to free your ideas and make presentations in the blink of an eye with optimized content for impact, **saving you precious time!** AI ensures that your presentations not only look good but also effectively communicate your message, **leaving a lasting impression** on your audience.

What is a prompt?

A prompt is like a specific instruction given to an AI system, guiding it on what to do or create. In the AI Presentation Maker, **a prompt could be a short text**, a list of keywords, or a question that you provide to tell the AI what kind of content or design you want for your slides. For instance, saying "**A presentation about a cozy bakery shop**" is a **great prompt!** The AI takes this prompt and produces visuals, text, or layouts that match your creative vision, making the process of creating slides smoother and more efficient.



Your roadmap to crafting effective prompts for AI presentation making

Making prompts for the AI Presentation Maker is an essential task that **affects how good and relevant** your upcoming presentations will be. Well-crafted prompts ensure the AI gets what you want and **creates content from your ideas that fits your goals**.

Whether you're a pro trying to make impactful presentations or a student just looking to make things easier, this guide is your go-to tool that will help you write prompts that get the best results!

Understand the purpose

Before we jump into crafting prompts, it's essential to know why you're creating the presentation. **Are you here to inform, persuade, or add a sprinkle of entertainment to your audience's day?** Is it a business talk, an educational journey, or just a casual get-together? **Knowing your purpose** sets the stage for creating prompts that'll guide the AI in crafting content that hits the bullseye for your goals.

Be clear and specific

Keep it crystal clear when crafting prompts. The AI needs precise instructions for spot-on results. Use simple language, and **avoid any ambiguity**. Instead of requests like "Create a presentation about technology" for something more direct, like "Generate a presentation outlining the advancements in artificial intelligence over the past decade." Easy, right?

Provide context

Give the AI a hand by providing context! If you're asking for a presentation on renewable energy, **toss in some specifics** like solar power, wind energy, and their impact on the environment. This context helps the AI to create a presentation with relevant details and a smooth flow.

Break down complex requests

If your topic is broad, **break it down into smaller, manageable segments**. For example, if your overall theme is "The history of space exploration," you can provide prompts for specific eras, like "Discuss the Space Race during the Cold War" or "Explain the achievements of the Mars rover missions."

Set guidelines for tone and style

The way you present your content makes a big splash. Take "**A presentation about climate change in a serious and informative tone,**" for example. It sets the style straight. And don't worry about your prompt being written word by word into the presentation—the AI works its magic, giving you a unique title and a twist from start to finish. Plus, **don't forget to select** whether you want the tone to be formal, casual, creative, professional, or fun!

Trial and error

Think of prompt creation as a back-and-forth dance! Once you've checked out the initial presentations, **you might spot areas that need a bit more clarity or adjustment.** Tweak those prompts based on what you see, ensuring each round gets you closer to your vision.

Avoid biased or sensitive content

Watch out for biases and sensitivities in your prompts. If your prompts **use biased language or assumptions, the AI might accidentally whip up content that's a bit off,** so don't forget to double-check your prompts to ensure they are fair and respectful.



Conclusion and prompts

Crafting great prompts for the [AI Presentation Maker](#) is all about finding **the sweet spot between being clear, specific, and giving context**. Get to know why you're presenting, give detailed instructions, and tweak things based on the results to make the most of AI's magic. This way, you can create presentations that not only grab attention but also **inform and captivate your audience**. Keep in mind that while AI is a powerful sidekick, your thoughtful prompts steer the ship!

Now, check some examples of prompts that you can use to generate presentations using the AI Presentation Maker:

1

Create a presentation showcasing the benefits and challenges of various renewable energy sources, including solar, wind, hydroelectric, and geothermal.



2

Generate a presentation tracing the evolution of artificial intelligence from its inception to modern applications. Cover key milestones, breakthroughs, and ethical considerations. Incorporate visuals like timelines and notable AI-powered technologies.



3

Develop a presentation stressing the significance of cybersecurity in today's interconnected world. Explain common cyber threats, hacking techniques, and the role of encryption.



4


Craft a presentation offering practical strategies for aspiring entrepreneurs to achieve success. Include advice on idea generation, market research, funding options, and building a strong brand. Share anecdotes of well-known entrepreneurs to inspire and educate.



From Idea to Brand: Practical Strategies for Entrepreneurial Success

5

Generate a presentation exploring the challenges and opportunities faced by small businesses in the digital age. Highlight the role of e-commerce, social media, and online marketing in their growth journey.



SMALL BUSINESS RENAISSANCE: INLEASHING THE DIGITAL ERA'S POTENTIAL

6

Craft a presentation showcasing the success stories of innovative small businesses. Include details about their unique products or services, strategies for growth, and the impact they've made on their respective industries.



7

Compose a presentation spotlighting the importance of community engagement for small businesses. Include examples of local shops or enterprises that have successfully integrated themselves into the community and garnered loyal customer bases.



8

Produce a presentation discussing the causes and consequences of climate change on a global scale. Analyze its effects on ecosystems, weather patterns, and sea levels.



9

Craft a presentation on the role of creativity and branding in the growth of small businesses. Provide insights into how unique branding, storytelling, and visual identity contribute to setting small businesses apart in competitive markets.



**Unleashing the Creative Spark:
Igniting Small Business Growth
through Branding Brilliance**

10

Generate a presentation comparing the psychology of color in branding across cultures.



**Painting the World: Unveiling
the Psychology of Color in
Cross-Cultural Branding**

11

Create an imaginative presentation outlining the potential of AI-driven personalized marketing. Envision scenarios where AI tailors content and recommendations for individual consumers across various platforms, and discuss the benefits and ethical considerations.



**THE AI MARKETING
WIZARD: UNLEASHING
PERSONALIZED
MAGIC FOR
CONSUMERS!**

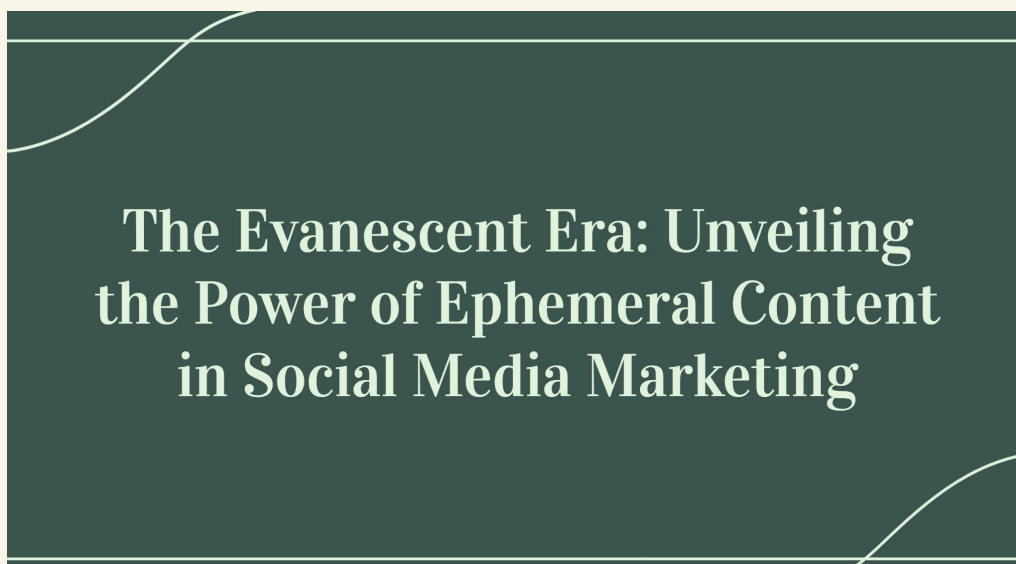
12

Craft a presentation that delves into the world of avant-garde art movements from the 20th century. Highlight lesser-known movements like 'Dadaism,' 'Fluxus,' and 'Surrealist Automatism.' Discuss their influence on contemporary art.



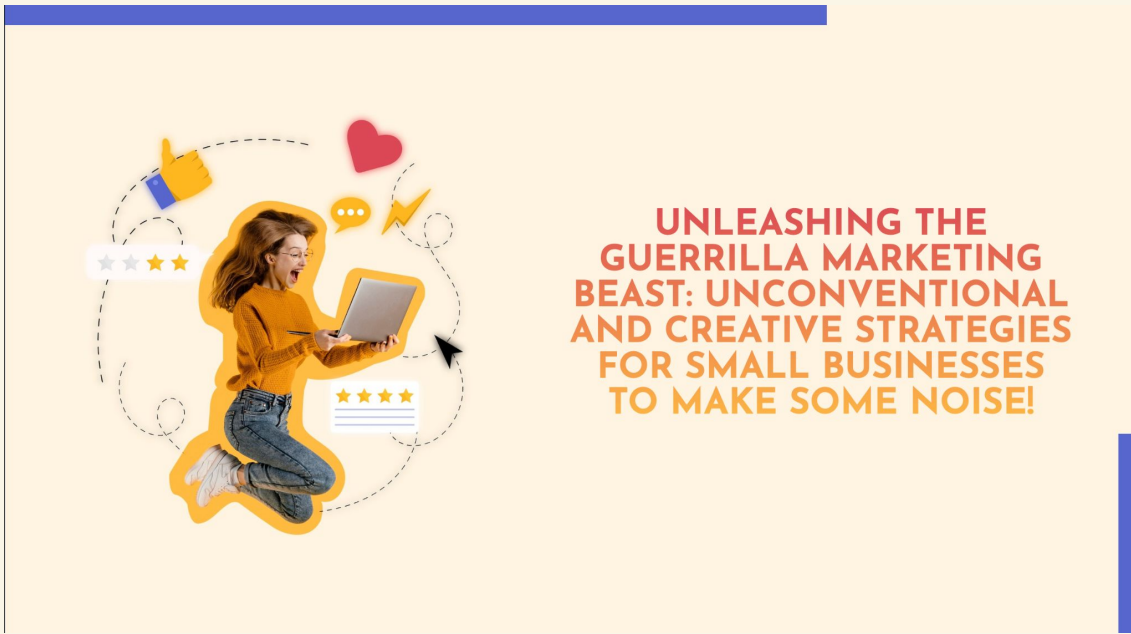
13

Generate a presentation on the rise of ephemeral content in social media marketing. Detail how platforms like Snapchat, Instagram Stories, and TikTok have reshaped marketing strategies, and provide insights into the challenges and opportunities presented by temporary yet engaging content. Include case studies showcasing successful implementations of these strategies.



14

Craft a presentation that showcases unconventional and creative guerrilla marketing strategies tailored for small businesses. Include real-world examples of successful campaigns that broke the mold and generated buzz.



15

Generate a presentation tracing the evolution of influencer marketing, highlighting the shift from celebrity endorsements to the rise of micro-influencers




Keep in mind **that these prompts are like your superhero instructions for specific topics**. Adjust them to match your themes and what you want your presentations to spotlight. **The more precise and informative your prompts, the better the AI-generated presentations** will align with your ideas and expectations.

Before saying our final goodbye, let's raise the roof for the **mind-blowing features that Slidesgo brings to the table**, which can further improve your presentation. Let the creative journey begin, and express the power of your ideas faster!

Within the editor, you can find top tools such as the **AI Writer**— if you ever run out of words, this is your secret weapon! **And it doesn't stop there**. With the **AI Image Generator**, creating stunning visuals is as easy as typing a prompt, so go on and elevate your slides to new heights. These features are more than simply tools; they are game changers for innovation. **Don't be afraid to let your imagination go wild!**

Now that you are an [AI presentation master](#), we just wanted to thank you for sticking with us and giving us your valuable time and attention. We hope our tips and tricks have been super helpful in making Slidesgo fantastic and your best companion. But remember, **the creative journey never ends, as your ideas are limitless**.

If you have any burning questions, amazing ideas, or suggestions to make our platform even better, we're all ears! Please feel free to [contact us](#) because your feedback is what we live for. **Thanks for choosing Slidesgo**, and let's create mind-blowing presentations together!



THE
ETING
TIONAL
ATEGIES
NESSES
NOISE!

**The Influencer Evolution:
From Celebrities to
Micro-Influencers -
Unveiling the Power of
Niche Influence**



**Securing the
Interconnected: Exploring
Cyber Threats, Hacking
Techniques, and
Encryption in Today's
World**



SLIDESGO

Creativity has a new destination - Welcome to Slidesgo



**BUILDING STRONGER
CONNECTIONS: THE
CRUCIAL ROLE OF
COMMUNITY
ENGAGEMENT IN SMALL
BUSINESS SUCCESS**



**Unleashing the Creative Spark:
Igniting Small Business Growth
through Branding Brilliance**

MARKETING
LEASHING
LIZED
FOR
MERS!

**The Evanescent Era: Unveiling
the Power of Ephemeral Content
in Social Media Marketing**



**Unveiling the
Unconventional:
Exploring Avant-Garde
Art Movements of the
20th Century and
Their Enduring Impact
on Contemporary Art**